



MSxx10 88 Lb-In. And MSxx20 175 Lb-In. Spring Return Direct Coupled Actuators

MS3110, MS3120, MS4110, MS4120, MS7510, MS7520, MS8110, MS8120 Spring Return Direct Coupled Actuators (DCA) are used within heating, ventilating, and air-conditioning (HVAC) systems.

Overview



MS3110, MS3120, MS4110, MS4120, MS7510, MS7520, MS8110, MS8120 Spring Return Direct Coupled Actuators (DCA) are used within heating, ventilating, and air-conditioning (HVAC) systems. They can drive a variety of quarter-turn, final control elements requiring spring return fail-safe operation.

Applications include volume control dampers, mounted directly to the drive shaft or remotely (with the use of accessory hardware), quarter-turn rotary valves, such as ball or butterfly valves mounted directly to the drive shaft and linear stroke globe or cage valves mounted with linkages to provide linear actuation.

Features & Benefits:

- Brushless DC submotor with electronic stall protection for floating/modulating models
- Floating/Modulating models can provide twoposition (SPST) control
- Brush DC submotor with electronic stall protection for two-position models
- Self-centering shaft adapter (shaft coupling) for wide range of shaft sizes
- Access cover to facilitate connectivity
- Metal housing with built-in mechanical end limits
- Spring return direction field-selectable
- Shaft position indicator and scale
- Manual winding capability with locking function
- Sylk-enabled models available

Certifications:

- UL (cUL) listed
- Plenum-rated per UL2043
- CE 89/336/ECC, 73/23/EEC
- C-Tick N314
















































 Please [sign in](#) to purchase.



[Sign In](#) 

32 Skus

Search by Part Number or Description

Clear

Compare Part Number		Description	
<input type="checkbox"/>	MS7120K2008/B	Direct Coupled Actuator, Spring Return, 175 lb-in, 20 Nm,24 Vac, Modulatin...	
<input type="checkbox"/>	MS8120W1205/U	 Discontinued Direct Coupled Actuator, Spring Return, 175 lb-in, 20 Nm,24 Vac, 2-position ...	 
<input type="checkbox"/>	MS8120K1006/U	 Discontinued Direct Coupled Actuator, Spring Return, 175 lb-in, 20 Nm,24 Vac, 2-position ...	
<input type="checkbox"/>	MS8120K1204/U	 Discontinued Direct Coupled Actuator, Spring Return, 175 lb-in, 20 Nm,24 Vac, 2-position ...	
<input type="checkbox"/>	MS8120W1007/U	 Discontinued Direct Coupled Actuator, Spring Return, 175 lb-in, 20 Nm,24 Vac, 2-position ...	 
<input type="checkbox"/>	MS8120A1205/U	Direct Coupled Actuator, Spring Return, 175 lb-in, 20 Nm,24 Vac, 2-position ...	
<input type="checkbox"/>	MS8110A1008/U	Direct Coupled Actuator, Spring Return, 88 lb-in, 10 Nm, 24 Vac, 2-position (...	
<input type="checkbox"/>	MS8120A1007/U	Direct Coupled Actuator, Spring Return, 175 lb-in, 20 Nm,24 Vac, 2-position ...	
<input type="checkbox"/>	MS8110A1206/U	S1024-2POS-SW2 DAMPER ACTUATOR,	
<input type="checkbox"/>	MS7520H2208/U	Direct Coupled Actuator, Spring Return, 175 lb-in, 20 Nm,24 Vac, Modulatin...	
<input type="checkbox"/>	MS7520K2006/U	 Discontinued Direct Coupled Actuator, Spring Return, 175 lb-in, 20 Nm,24 Vac, Modulatin...	
<input type="checkbox"/>	MS7510A2008/U	Direct Coupled Actuator, Spring Return, 88 lb-in, 10 Nm, 24 Vac, Modulating ...	
<input type="checkbox"/>	MS7520A2015/B	Spring Return Damper Actuator, 24V ACDC ±20%, 16VA, 20Nm, U.S. Model	
<input type="checkbox"/>	MS7520A2205/U	Direct Coupled Actuator, Spring Return, 175 lb-in, 20 Nm,24 Vac, Modulatin...	
<input type="checkbox"/>	MS7520W2007/U	 Discontinued Direct Coupled Actuator, Spring Return, 175 lb-in, 20 Nm,24 Vac, Modulatin...	 
<input type="checkbox"/>	MS7510A2206/U	Direct Coupled Actuator, Spring Return, 88 lb-in, 10 Nm, 24 Vac, Modulating ...	
<input type="checkbox"/>	MS7110K2006/B	Direct Coupled Actuator, Spring Return, 88 lb-in, 10 Nm, 24 Vac, Modulating ...	
<input type="checkbox"/>	MS7520K2016/B	 Discontinued Direct Coupled Actuator, Spring Return, 175 lb-in, 20 Nm,24 Vac, Modulatin...	 
<input type="checkbox"/>	MS7520W2205/U	Direct Coupled Actuator, Spring Return, 175 lb-in, 20 Nm,24 Vac, Modulatin...	 
<input type="checkbox"/>	MS7520A2007/U	S20010 DC MOTOR DIRECT DAMPER	
<input type="checkbox"/>	MS7510W2008/U	 Discontinued Direct Coupled Actuator, Spring Return, 88 lb-in, 10 Nm, 24 Vac, Modulating ...	 
<input type="checkbox"/>	MS7510W2206/U	Direct Coupled Actuator, Spring Return, 88 lb-in, 10 Nm, 24 Vac, Modulating ...	 
<input type="checkbox"/>	MS7520A2213/B	Direct Coupled Actuator, Spring Return, 175 lb-in, 20 Nm,24 Vac, Modulatin...	
<input type="checkbox"/>	MS7510H2209/U	 Discontinued Direct Coupled Actuator, Spring Return, 88 lb-in, 10 Nm, 24 Vac, Modulating ...	 
<input type="checkbox"/>	MS4120A1209/U	Direct Coupled Actuator, Spring Return, 175 lb-in, 20 Nm,100-250 Vac, 2-po...	
<input type="checkbox"/>	MS3110K1016/B	Direct Coupled Actuator, Spring Return, 88 lb-in, 10 Nm, 24 Vac, Sylk Enable...	
<input type="checkbox"/>	MS4110A1002/U	Direct Coupled Actuator, Spring Return, 88 lb-in, 10 Nm, 100-250 Vac, 2-pos...	
<input type="checkbox"/>	MS3120J1007/U	Direct Coupled Actuator, Spring Return, 175 lb-in, 20 Nm,24 Vac, Sylk Enabled	
<input type="checkbox"/>	MS3110J1008/B	Sylk Enabled 88 lb in Spring Return DCA	
<input type="checkbox"/>	MS3110J1008/U	Direct Coupled Actuator, Spring Return, 88 lb-in, 10 Nm, 24 Vac, Sylk Enabled	

Compare Part Number	Description
<input type="checkbox"/> MS4110A1200/U	Direct Coupled Actuator, Spring Return, 88 lb-in, 10 Nm, 100-250 Vac, 2-pos... 
<input type="checkbox"/> MS4120A1001/U	Direct Coupled Actuator, Spring Return, 175 lb-in, 20 Nm, 100-250 Vac, 2-po... 

Related Products



Q5020 Globe Valve Linkages

The Q5020 Globe Valve Linkages connect a Honeywell direct [LEARN MORE](#)



Ball Joints, Push Rods and Crank Arms

Ball Joints, Push Rods and Crank Arms



Q7002 Interface Modules

The Q7002 Interface Modules allow controllers with an otherwise [LEARN MORE](#)